

SISIP FINANCIAL PRESENTS

# BHILLIE'S ADVENTURES IN MONEYLAND



# THIS BOOK BELONGS TO

(Write your name)

# THE JUNIOR MONEY EXPLORER



I'm Bhillie, the fearless explorer, always ready for an adventure. Discover the exciting world of Moneyland with me! It's a really exciting place with so many things to do!

From coin cadet training to the savings station, I'll help you learn all about money in a fun, action-packed way. Together, we'll explore, solve puzzles and make decisions—all while learning the ropes of budgeting, saving and spending wisely.

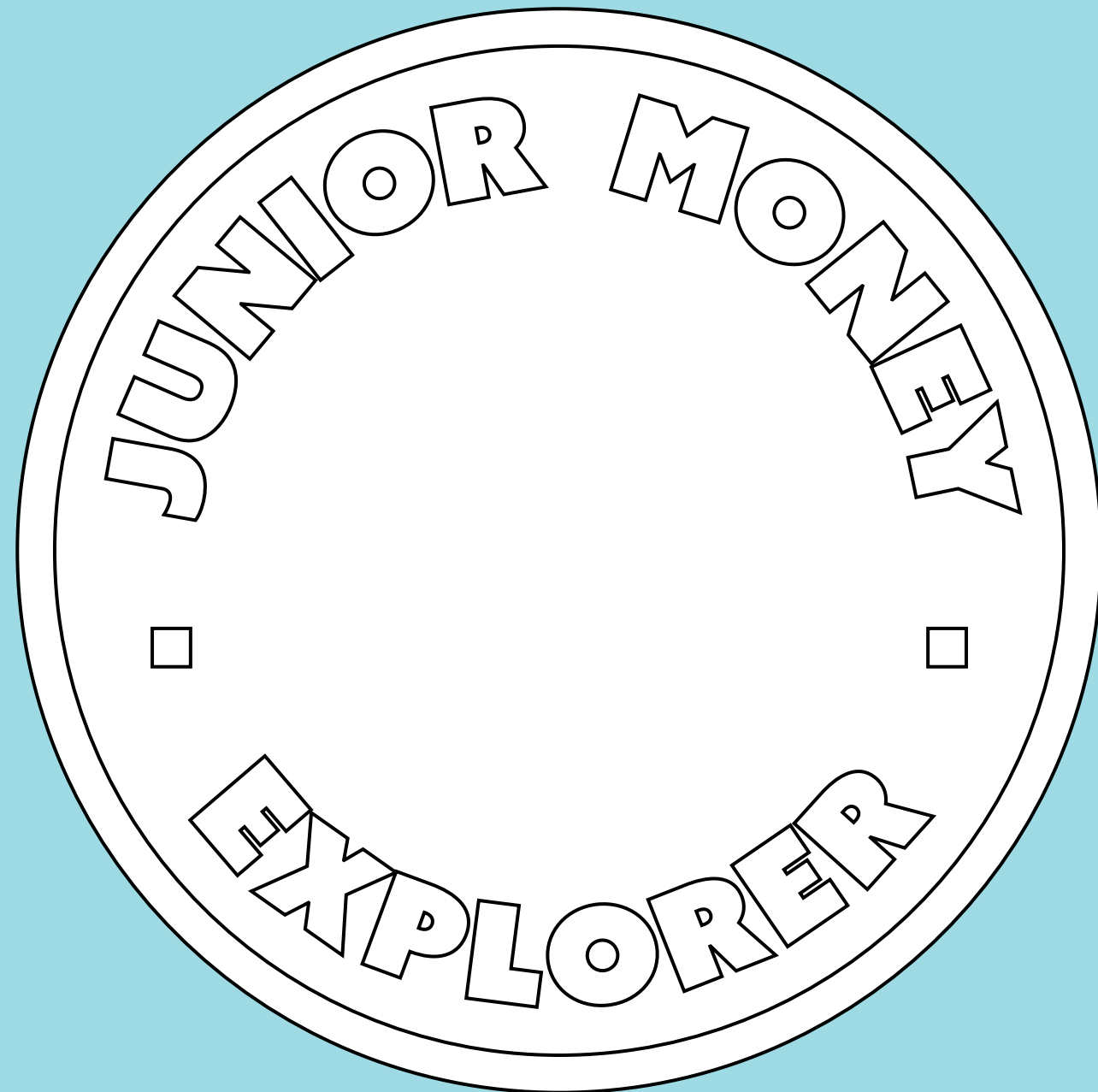
So pack your curiosity, put on your adventure hat and let's dive into the world of fun-filled financial learning!

**Off to Moneyland we go!**

# MISSION BADGE

Welcome to Moneyland! I'm Bhillie. Moneyland is full of awesome places where you'll discover how to make smart money moves. But first, every great explorer needs their own Mission Badge.

**Start designing yours!**



# DRAW YOUR EXPLORER SELF

What awesome clothes do you wear? A coin-covered cape? Super saver sneakers? I like to carry a backpack full of tools like a treasure map, a coin compass or a smart spending notebook. Maybe you have special gear or accessories? We'll see. Go on, draw your explorer self.

Draw  
here



# COIN CADET TRAINING

Every great adventurer here must learn the coins of Moneyland and the value of each shiny piece!

Help me match each coin to its correct name, then connect it to its value. Once you learn about coins, there's more fun stuff waiting for you later! Keep going!



- Nickel** **\$1**
- Dime** **25¢**
- Quarter** **5¢**
- Loonie** **\$2**
- Toonie** **10¢**



The one-dollar coin is nicknamed a loonie because of the loon on its reverse, an aquatic bird.

# COUNTING CHECKPOINT

I need your help! Before heading to Moneyland, I packed several supply pouches with coins for the journey. But the labels fell off. Now I need a sharp explorer to count the treasure inside each pouch.

Look at the coins in each supply pouch and count the total value. Use your coin skills to add them up and tell me how much money is in each pouch.

\$ .

\$ .

\$ .



You can join the adventure too! Try using real coins at home and have your child build the same coin groups they see in the activity. This hands-on practice helps kids connect what they see on the page with real money they'll use in everyday life.


# CANEX

Welcome to CANEX! To travel far and stay prepared, we have to pack what's most important first. Look at each item and decide whether it belongs in the "Needs" pack (important for the journey) or the "Wants" pack (fun to have, but not necessary). Choose carefully, explorer!



Good job on your first few activities! You're doing great! Now, let's take a break and head to CANEX to pick out a few things for our adventure.


## Water Bottle



Need

Want


## Toys



Need

Want

## Lunch



Need

Want

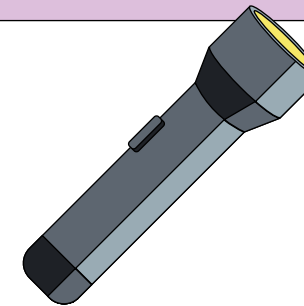
## Warm Jacket



Need

Want

## Flashlight



Need

Want

## Candy



Need

Want

To extend the learning, try asking your child the following questions:


- Why do you think this item is a need?
- What might happen if we packed only wants?
- Can you think of real-life needs and wants at home or at the store?



# BUDGET BRIDGE

We've arrived at the Budget Bridge! Time to use your adventure coins to prepare for your journey across Moneyland. **But you have only \$10.**

Look at the items below and decide what you want to pack for your adventure. Make sure your total is \$10 or less. Choose wisely, explorer.




Circle the items and add up the total amount.

My total is: \_\_\_\_\_



ROAD MAP



TOY



RAIN JACKET



FLASHLIGHT




EXPLORER BOOTS



CANDY



CHIPS



Did you know? Our money habits start forming by age 7! All you see and learn about money early on can help shape how you think about saving, spending and sharing as you grow up.

# TREASURE TOWN

## WORD SEARCH

You've made it to Treasure Town! A city filled with tall buildings and exciting adventures! As you explore, you'll notice something super special, a bank!

But before you can enter it and learn all about saving, you need to help me solve a word puzzle. It's time to put on your thinking cap and find all the words!

Find the WORD BANK words in the puzzle. Words are hidden →, ↓, and ↘.

G L P F Y W F X S G L S P E N D V P  
 M I O T O O N I E C V O X P D V V K  
 Q B A O D C O U N T K N J N O Y Y K  
 D X H N N I V G B D Z C H E Q U E R  
 R S H I R I T O U G G B A N K L I G  
 E V T I L Z E T D E A R N F I T N B  
 I T L O I L S B G X Z P R I C E V I  
 E S S Y R V I G E N G H C V Q E E L  
 O W A L L E T E T Y Z Q C O I N S L  
 R F V Q A Y F W M O N E Y C O K T P  
 L H E C O S T Z W X X W Q G Q A K Q  
 C E M C V A L U E P E R S H O P W H

### WORD BANK

- BHILLIE
- BUDGET
- CHEQUE
- TOONIE
- LOONIE
- WALLET
- INVEST
- SPEND
- COINS
- PRICE
- MONEY
- STORE
- COUNT
- VALUE
- SAVE
- BANK
- SHOP
- EARN
- BILL
- COST




Congratulations! You've found Loonie Lake! It's time to colour in the beautiful scenery around the lake and bring the picture to life.



Uh oh! We got separated! Can you find me?





# FUNNY MONEY WITH BHILLIE

**Knock Knock!  
Who's there?  
Bank.**

**Bank who?  
Bank you very  
much for  
saving your  
money!**

**Why did the soldier  
bring a piggy bank  
to training?**

Because they were preparing for a savings mission!

**Why did the  
soldier get good  
at saving money?**

He had discipline... and cents.


**Why did the  
soldier save all  
his coins?**

He was building his quarters.



# THE SAVING STORY

It's time to create your own comic, a saving story where you are the main character saving for something you love.



# SAVINGS STATION

Phew! We've crossed Budget Bridge and have arrived at Savings Station. Here, we're going to learn the magic of saving money, so you can finally get that toy you want. On your own!

It's easier to save when you break down your big goal into multiple little goals. With the help of your parents, divide your savings goal into the 20 circles. Once you've saved that amount, colour that circle in to track your goal! For example, if you need to save \$20, write \$1 in each circle, and for each \$1 you save, colour in that circle.



My goal is: \$ \_\_\_\_\_

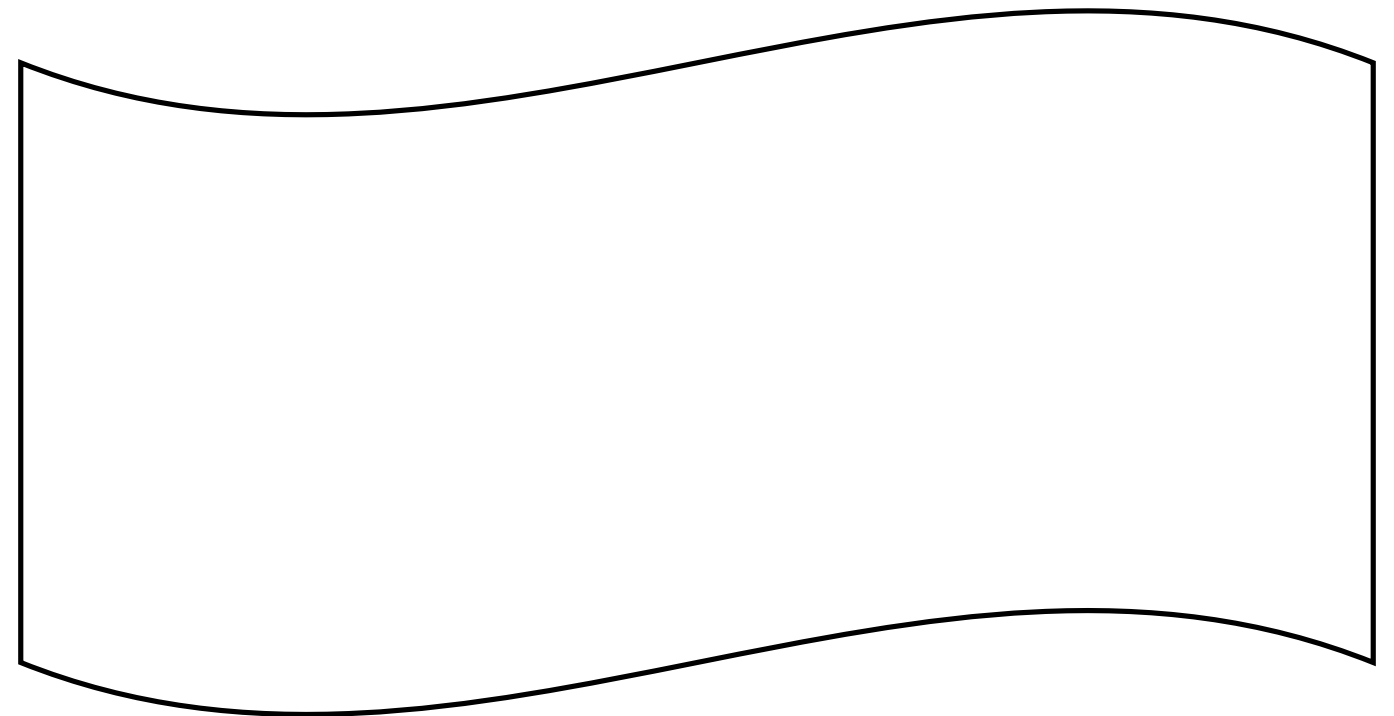



Time to visualize your dream. Whether it's your dream toy, game or adventure, let's draw it!

Draw here 

# BUILD-A-BUCK

Families in the military sometimes travel to different countries, and each place has its own money. Now it's your turn! Imagine you've been posted to your very own country. What kind of money would you use there? Draw it below!



# CROSSWORD QUEST



## DOWN

1. The type of coin worth 25 cents.
3. You \_\_\_\_ someone money when you buy something.
4. The money you earn from doing a job.
5. A small piece of metal used as money.
7. The place where you keep your money safe.

## ACROSS

2. The act of keeping aside part of your money for the future.
3. How much something costs is called the \_\_\_\_.
6. This coin is worth \$1 and has a bird on it.
8. Money you get back after paying more than the total.

# MONETARY

## Tips for parents

1. Set up a pretend store with play money and let kids practice budgeting.
2. Board games like Monopoly help kids learn transactions.
3. Give your kid a small budget and ask them to help you shop for groceries.
4. Involve kids in meal planning and the role of meals in the family budget.
5. Have a "no spend" weekend challenge.
6. Teach kids about selling, donating or recycling things.
7. Let your kids help you look for discounts or sales while shopping together.
8. Teach your kids what delayed gratification means.
9. Show your kids how you pay bills online. It teaches them real-world financial responsibilities.
10. When buying something for the house (like cleaning supplies), let your kids help choose brands and compare prices. It helps them learn about price and quality.

# MISSION ACCOMPLISHED!



### You did it! Congratulations!

You've been promoted from a Junior Money Explorer to an official Junior Money Navigator!

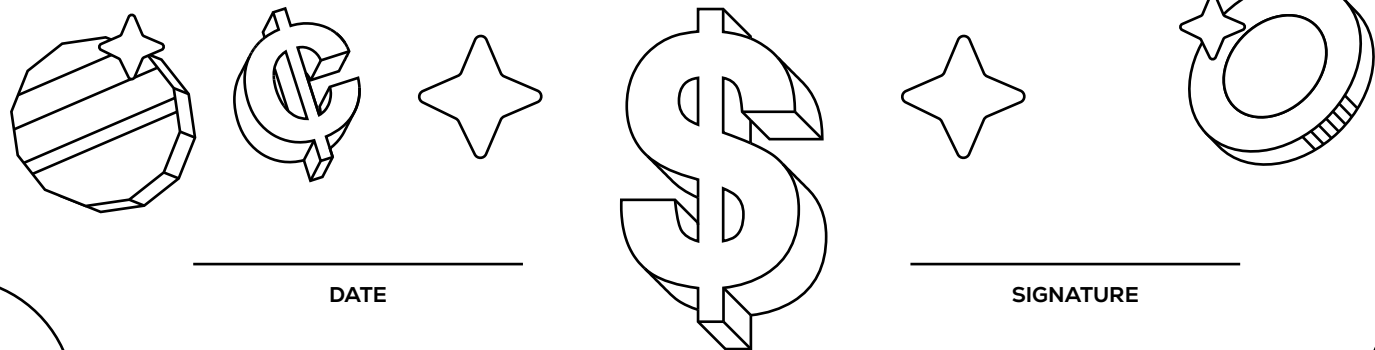
Fill out your certificate and colour it in however you like.

(Parents, you can cut it out if you'd like to keep it as a special keepsake!)

# JUNIOR MONEY NAVIGATOR

This certificate is presented to

\_\_\_\_\_

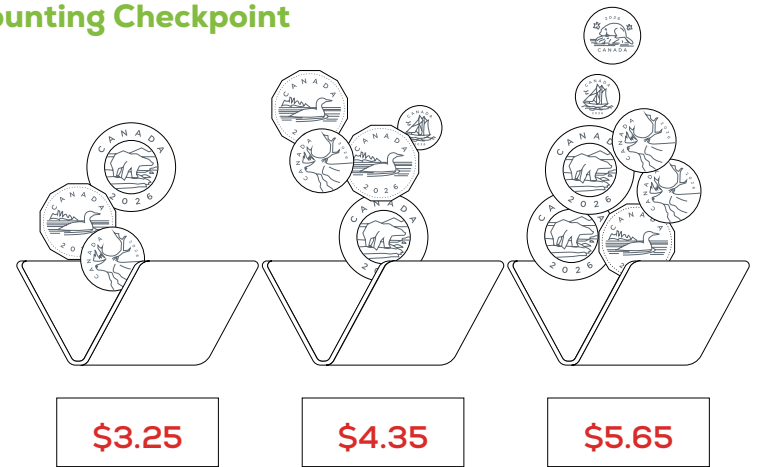


DATE

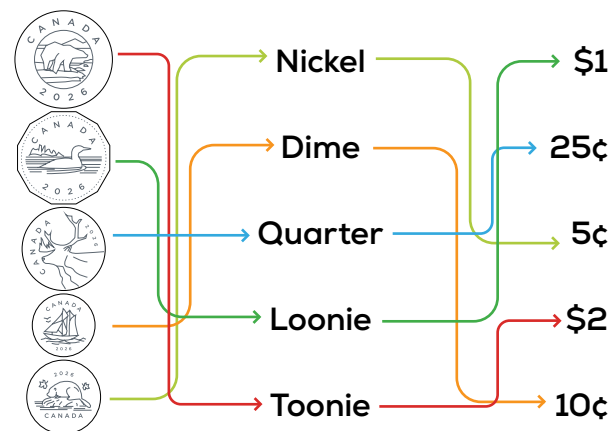
SIGNATURE

## Answer Key


### Counting Checkpoint




### Coin Cadet Training



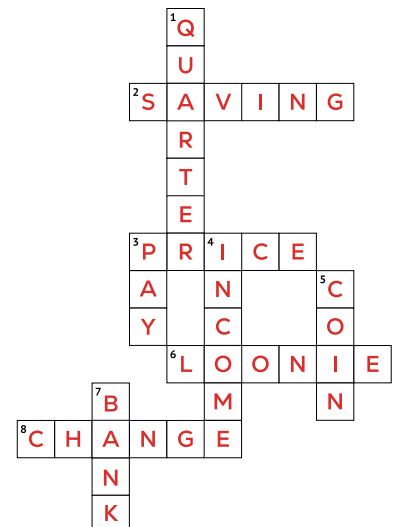
### CANEX



### Treasure Town Word Search



### Crossword Quest





SISIP Financial has been serving the military community for over 50 years.